


## ENGLISH

<b>Introduction</b> .....	3
<b>Product content</b> .....	3
<b>General presentation</b> .....	4
<b>True Wireless Stereo (TWS)</b> .....	4
<b>Signal input modes (USB/MicroSD/Line in/Bluetooth)</b> .....	4
<b>Call control (Handsfree function)</b> .....	5
<b>Battery charging</b> .....	5
<b>Reset</b> .....	6
<b>Care and maintenance</b> .....	6
<b>Technical specifications</b> .....	6
Audio .....	6
Wireless connectivity .....	6
TWS compatible with .....	6
Audio input .....	7
microSD and USB playback .....	7
Battery .....	7
<b>Warranty</b> .....	7



ENERGY♥SYSTEM



nami eco/ yume eco

Manual de usuario / User manual  
Manual de l'utilisateur / Manual do usuário

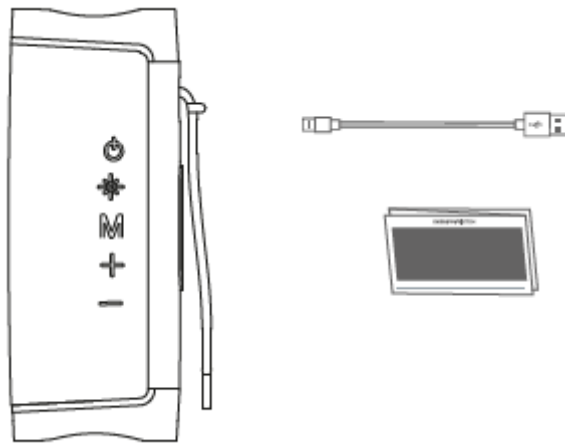
## Introduction

---

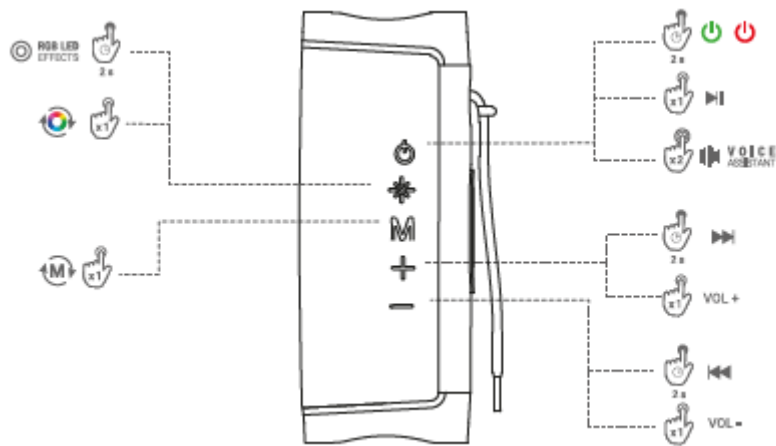
- Thank you for trusting us and purchasing your new *Speaker ECO*. We hope you enjoy it.

## Product content

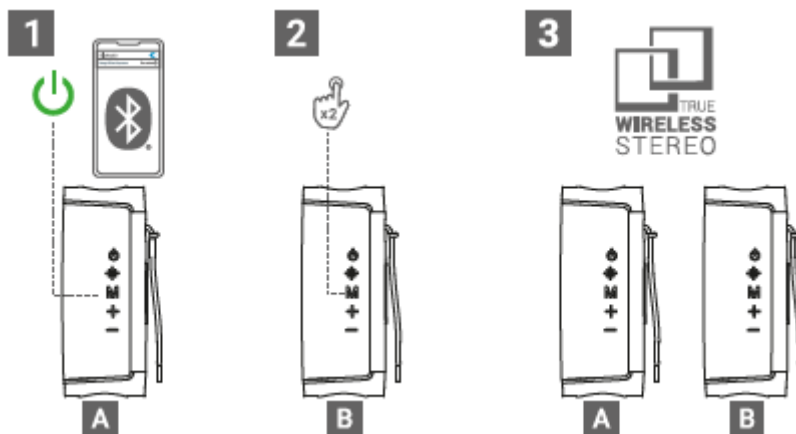
---



## General presentation

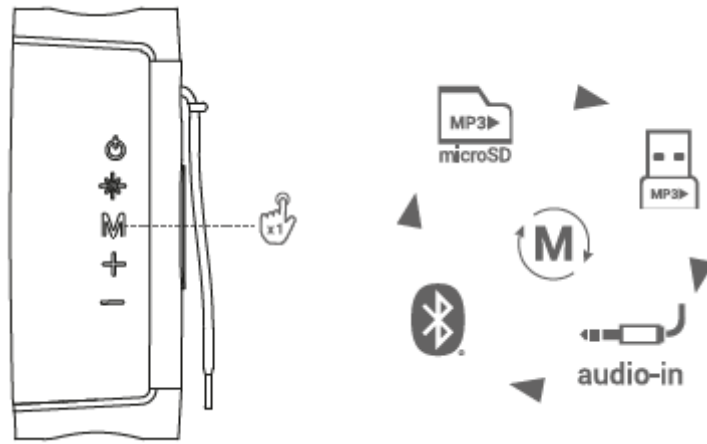


## True Wireless Stereo (TWS)



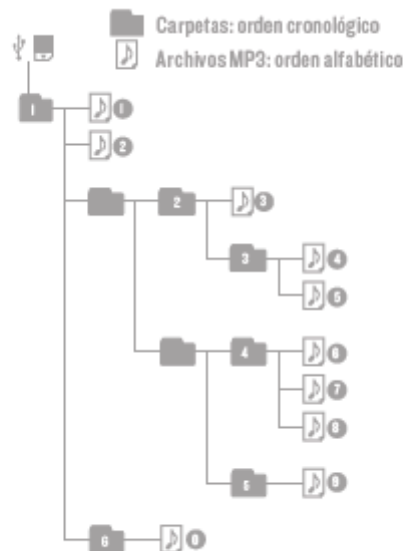
Note: This function is only available in Bluetooth mode. In all other playback modes (USB, microSD or Aux-in) a TWS connection is not possible.

## Signal input modes (USB/MicroSD/Line in/Bluetooth)



The folders and files contained in the root of the external USB and microSD memory sticks are read in chronological order of writing and the songs contained in the folders are read in alphabetical order.

A diagram of the reading order is shown below:



**Note:** *Input mode (Line in or Audio input)*

-In this mode of use it is not possible to control playback from the speaker itself, but it is necessary to do so from the connected external player.

-The maximum volume depends directly on the power of the signal supplied by the transmitting device.

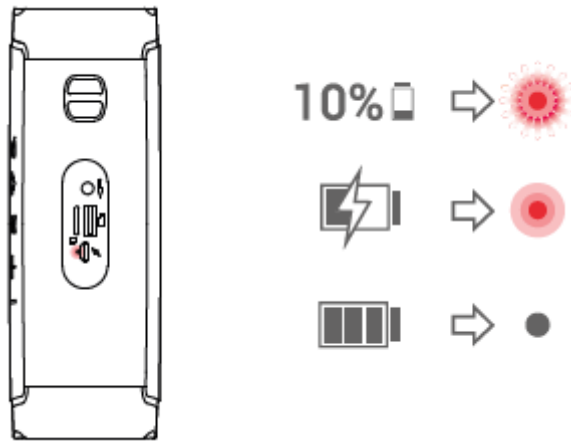
## Call control (Handsfree function)

Once you have paired your *Speaker ECO* with your smartphone, you can control your calls from the speaker itself.

When you receive a call, the song you are listening to will stop and the ringtone will sound. To answer the call press the *On/Off/Play/Pause/Call button (1)*, and to end the call press the \**On/Off/Play/Pause/Call button* again.

**Note:** When you receive a call and you are using the TWS function, you will only hear the conversation through the speaker connected to your Smartphone.

## Battery charging



#### Recommendations:

- Use a 5V 2A AC/DC power adapter.

## Reset

You can force the device to turn off by pressing the reset button hidden inside the *Auxiliary Audio Input* connector for 2 seconds.

Note: Avoid using metallic elements when performing the reset.

## Care and maintenance

- Do not expose your *Speaker ECO* to shock, dust, moisture or high temperatures.
- Do not use corrosive or abrasive cleaning products.
- Do not disassemble it. Any repair must be carried out exclusively by qualified Energy System Technology, S.A. personnel.
- Be sure to keep your *Speaker ECO* switched off when not in use and do not leave it for a long period of time with the battery completely discharged.

## Technical specifications

### Audio

- System: 2.0.
- Power: 15 W.
- Speakers: 2 x 40mm full range.
- Bass radiator: double membrane
- Frequency response: 80 Hz ~ 18 KHz.
- Signal to noise ratio: > 60 dB.

### Wireless connectivity

- Bluetooth v5.3, class II. Up to 20 metres range.
- Supports HSP / HFP / A2DP / AVRCP profiles.
- Working frequency: 2.4 GHz (2.402 ~ 2.480 GHz).
- Maximum transmitting power: < 20 dBm
- Hands-free function. Microphone sensitivity: -42 dB
- TWS (True Wireless Stereo) technology

### TWS compatible with

- Nami / Yume

#### Audio input

- 3.5 mm stereo mini jack auxiliary audio input

#### microSD and USB playback

- MicroSD and USB decoder: plays MP3 and WAV files from external memory sticks up to 128 GB capacity in FAT / FAT32 format.

#### Battery

- Capacity: 2000 mAh
- Type: Lithium polymer
- Battery life: 12 hours\*.
- Charging system: Type-C
- Charging time: 3 hours

**Note:** \*Battery life varies according to the volume level selected and the type of music played.

## Warranty

---

You can check the warranty conditions here:

<https://www.energysystem.com/condiciones-de-garantia>