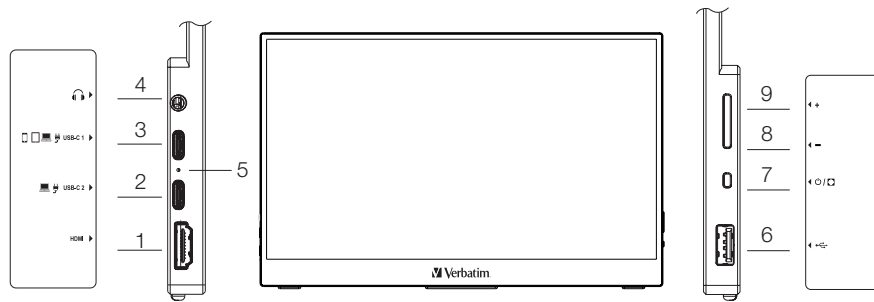




QUICK START GUIDE

**Portable Monitor 14" Full HD 1080p
PM-14**

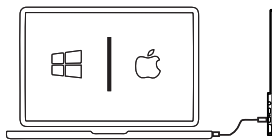
How it works



1. HDMI port
2. USB-C2 port (computers / power supply)
3. USB-C1 port (computers / phones / tablets / power supply)
4. Headphone socket (jack)
5. LED indicator light
6. USB-A 2.0 port
7. Power / Menu button
8. - Button
9. + Button

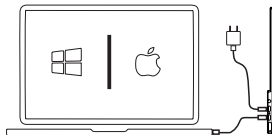
How to connect

1. Laptop or PC with USB-C

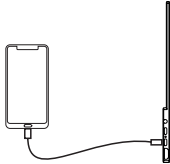


1. Connect the USB-C cable to the USB-C2 port on the monitor and the USB-C port of your computer.

Optional: If power is not sufficient using USB-C2 port on the display, switch to USB-C1 which is designed for low power devices or attach the included power supply.

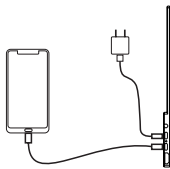


2. Mobile devices with USB-C (mobile phone / tablet)
(Not all devices are supported)

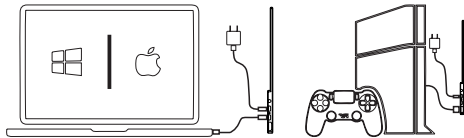


1. Connect the USB-C cable to the USB-C1 port on the monitor and the USB-C port of your mobile device.

Optional: If power is not sufficient, attach the included power supply.



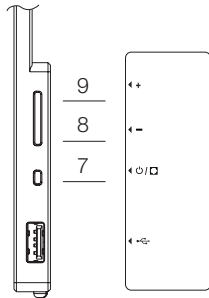
3. Devices with HDMI
(additional power supply required (included))



1. Connect the HDMI cable to the HDMI port on the monitor and the HDMI port of your device.
2. Connect the power supply to the monitor.

Remarks: For iPhones with lightning connector you need an additional adapter (not included).

Key operation



- **Power ON/OFF**
Hold power/menu button (7) to turn monitor on or off (monitor will automatically turn on when connected).
- **Volume**
Press + / - (9 or 8) to adjust the volume.
- **Brightness**
Hold + / - (9 or 8) to adjust the brightness.
- **On-Screen Menu:**
Press power/menu button (7) to switch to the on-screen menu.



- **Switch between options**
Press + or - (9 or 8) to switch between options, the selection will be highlighted.
To select an option press the power/menu button (7).
- **Return to previous**
Hold - (8) to return to previous menu.

On-Screen Menu

Main menu	Sub menu	Menu option		
Picture	Brightness	(-/+, 0~10)		
	Contrast	(-/+, 0~10)		
	Eco	STANDARD		
		GAME		
		MOVIE		
		PHOTO		
		VIVID		
	DCR	User		
Off				
Sharpness	On			
	(-/+, 0~4)			
Colour	Colour temp	9300K		
		6500K		
		SRGB		
		User	R	(-/+, 0~100)
	HUE	G		(-/+, 0~100)
		B		(-/+, 0~100)
		(-/+, 0~10)		
		Saturation		(-/+, 0~10)
		Low blue light		(-/+, 0~10)
		Free sync	Off	
On				
PCM	SRGB			
	Adobe			
	User			
	NATIVE			
Audio	Volume	(-/+, 0~10)		
	Mute	Off		
On				
Other	Language	English		
		Deutsch		
		Français		
		Italiano		
		Español		
		Русский		
	HDR	Off		
		Auto		
Reset	2084			
Input	Auto select			
	USB-C1			
	USB-C2			
	HDMI			

Specifications

- Size: 14 inch
- Contrast (typical): 1000:1
- Resolution (H x V): 1920 x 1080
- Aspect ratio: 16:9
- View angles LR,UD (CR>10): H 178° / V 178°(Min)
- Display colours: 16.7M colours
- Input 1: USB-C x 2 (Full-featured USB-C)
- Input 2: Standard HDMI (1.4) x 1
- Output: USB-A 2.0 x 1
- Dimensions (WxHxD): 328.92mm (W) x 209.05mm (H) x 12mm (D)
- Net weight: 760g
- Supports: HDR, FreeSync
- Frame material: Plastic

Safety

1. The user should consider the placement position of the monitor, otherwise the panel may reflect the surrounding light and cause interference.
2. Use the original power adapter to avoid electrical damage.
3. Keep the monitor dry and do not use near water or in damp environments.
4. Clean only with a dry cloth. Do not use solvents or petroleum-based fluids.
5. Only use attachments/accessories specified by the manufacturer.
6. Unplug the monitor during lightning storms or when unused for long periods of time.
7. Refer all servicing to qualified personnel. Servicing is required when the apparatus has been damaged in any way, such as when liquid has been spilled or it has been exposed to rain or moisture, it does not operate normally or has been dropped.
8. Do not remove the covers, doing so could be dangerous and may invalidate the product's warranty. Only qualified personnel should service this monitor.

Warning:

If the monitor is not used, adjusted or controlled according to the instructions, it may cause electric shock, short circuit or mechanical hazard.

Verbatim Limited Warranty Terms

Verbatim GmbH warrants this product to be free from defects in material and workmanship for a period of 2 years from date of purchase. This warranty excludes batteries.

If this product is found to be defective within the warranty period, it will be replaced at no cost to you.

You may return it with your original cash register receipt to the place of purchase or contact Verbatim. Product replacement is your sole remedy under this warranty, and this warranty does not apply to normal wear or to damage resulting from abnormal use, misuse, abuse, neglect or accident, or to any incompatibility or poor performance due to the specific computer software or hardware used.

VERBATIM WILL NOT BE LIABLE FOR DATA LOSS OR ANY INCIDENTAL, CONSEQUENTIAL OR SPECIAL DAMAGES, HOWEVER CAUSED, FOR BREACH OF WARRANTIES OR OTHERWISE.

This warranty gives you specific legal rights and you may also have other rights which vary from state to state or country to country.

Note

Verbatim GmbH may at any time revise the content of this user guide without further notice.

Rights

Copyright © 2022 Verbatim GmbH. No part of this document may be reproduced in any form or by any means, for any purpose, without the express written permission of Verbatim GmbH.

All rights reserved.

All other brands and product names referenced herein are property of their respective owners.

CE Declaration

Complies with the requirements set out in the Council Directive on the Approximation of the Laws of the Member States relating to Electromagnetic Compatibility (2014/30/EC) and Low Voltage Directive (2014/35/EU).

This declaration applies to all specimens manufactured identical to the model submitted for testing/evaluation.

EN 55032:2015 + A1:2020 + A11:2020

EN 55035:2017 + A11:2020

EN IEC 62368-1:2020 + A11:2020

RoHS Compliance

This product is in compliance with Directives 2011/65/EU and 2015/683 of the European Parliament and of the Council of 18th December 2006, on the restriction of the use of hazardous substances in electrical and electronic equipment (RoHS) and its amendments.

Substances of Very High Concern (SVHC) including 224 substances contained in Candidate List of June 10th 2022 are not present in this product range above permitted levels.

WEE Notice


The Directive on Waste Electrical and Electronic Equipment (WEEE), which entered into force as European law on 13th February 2003, resulted in a major change in the treatment of electrical equipment at end-of-life.

The WEEE logo (shown at the left) on the product or on its box indicates that this product must not be disposed of or dumped with your other household waste.



For more information about electronic and electrical waste equipment disposal, recovery, and collection points, please contact your local municipal household waste disposal service or shop from where you purchased the equipment.

Triman (Only for France)

 The Product and packaging materials are recyclable, dispose of it separately for better waste treatment. The Triman logo is valid in France only.



Technical Support

- Ⓜ If you have any questions about this product, please contact the Verbatim support team – www.verbatim.com/support.
- Ⓧ Si vous avez des questions au sujet de ce produit, contactez l'équipe d'assistance Verbatim à l'adresse www.verbatim.com/support.
- Ⓝ Wenn Sie Fragen zu diesem Produkt haben, wenden Sie sich bitte an den Verbatim – Support: www.verbatim.com/support.
- Ⓝ Voor vragen over dit product kunt u contact opnemen met het ondersteuningsteam van Verbatim – www.verbatim.com/support.
- Ⓜ Per maggiori informazioni su questo prodotto, contattare il Supporto Tecnico di Verbatim – www.verbatim.com/support.
- Ⓧ Si tiene alguna pregunta sobre este producto, póngase en contacto con el equipo de soporte de Verbatim: www.verbatim.com/support.
- Ⓜ Caso tenha alguma dúvida sobre este produto, entre em contacto com a equipa de apoio da Verbatim – www.verbatim.com/support.
- Ⓜ W przypadku jakichkolwiek pytań na temat tego produktu prosimy o kontakt z działem wsparcia firmy Verbatim – www.verbatim.com/support.
- Ⓜ Если у вас есть какие-либо вопросы об этом продукте, обратитесь в службу технической поддержки Verbatim по адресу www.verbatim.com/support.
- Ⓝ Máte-li k tomuto produktu nějaké otázky, kontaktujte tým podpory společnosti Verbatim – www.verbatim.com/support.
- Ⓜ Ha bármilyen kérdése van a termékkel kapcsolatban, kérjük, lépjen kapcsolatba a Verbatim ügyfélszolgálatával: www.verbatim.com/support.
- ⓂⓃ Če imate vprašanja glede izdelka, se obrnite na skupino za podporo strankam Verbatim – www.verbatim.com/support.
- Ⓝ Ukoliko vas zanima bilo šta u vezi ovog proizvoda, obratite se timu za podršku kompanije Verbatim – www.verbatim.com/support.
- Ⓜ Dacă aveți întrebări despre acest produs, vă rugăm să contactați echipa de asistență Verbatim – www.verbatim.com/support.
- Ⓜ Bu ürünle ilgili herhangi bir sorunuz varsa, lütfen Verbatim destek ekibi ile iletişime geçin – www.verbatim.com/support.

EUROPE/MIDDLE EAST/AFRICA:

Verbatim GmbH, Düsseldorf StraÙe 13, 65760 Eschborn, Germany

 Verbatim.

Verbatim QSG 49590 Portable Monitor 14" Full HD 1080p PM-14 EN Rev. 23 -01